

GERDA®

HARMONY 75

SYNONYMOUS WITH SAFETY

ACOUSTIC & THERMAL COMFORT

THE HIGHEST QUALITY GUARANTEED

 **ELITE**
PANELS

 **THERMO**
INSULATION

 **SOUND**
INSULATION

RC3

38 YEARS
GERDA®

APARTMENT DOORS
WITH EXCHANGEABLE PANELS

RC3



VERTICAL DEADBOLT

Anti-burglary vertical deadbolt controlled from the main lock.

46 dB



ELITE PANELS

EXchangeable ELITE panels – on the outside and inside of the door leaf – provide additional acoustic protection, but above all, they allow you to change the color of the door leaf without having to replace the entire door.

1,3 W/m²K



ACOUSTIC PACKAGE

Mineral wool filling provides the highest acoustic comfort.

EI30*



3 THREE-PIECE HINGES

Reinforced three-piece hinges with a disassembly lock and elegant caps. Up-down adjustment.



ADDITIONAL LOCK

Additional lock (upper) with anti-burglary class 6 lock cylinder.




MAIN LOCK

Class 7 main lock with reinforced deadbolt construction and with class 5 anti-burglary lock cylinder.



3 FIXED BOLTS

Fixed anti-burglary bolts are mounted on the hinge side of the door leaf on metal brackets.



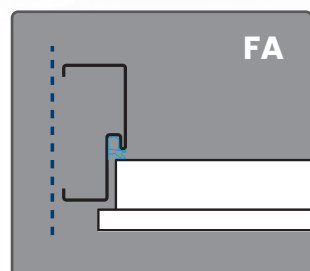
WIDE-ANGLE VIEWER

A viewer is available as an option, which increases the level of safety in everyday use.

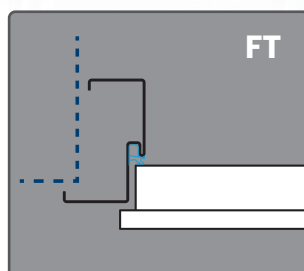


AUXILIARY LOCKS

Two auxiliary locks: lower and upper, with a double deadbolt system controlled from the main lock.



FA



FT

MOUNTING DIMENSIONS

dimensions in mm

SIZE	80N	80	90N	90Z	100E*
FA / FT	887 x 2090	917 x 2090	987 x 2090	1050 x 2090	1130 x 2090



CLASS 5 PROFILE CYLINDER

In double-lock doors, the locks are unified in a Key Alike system.

* EXTRA CHARGE

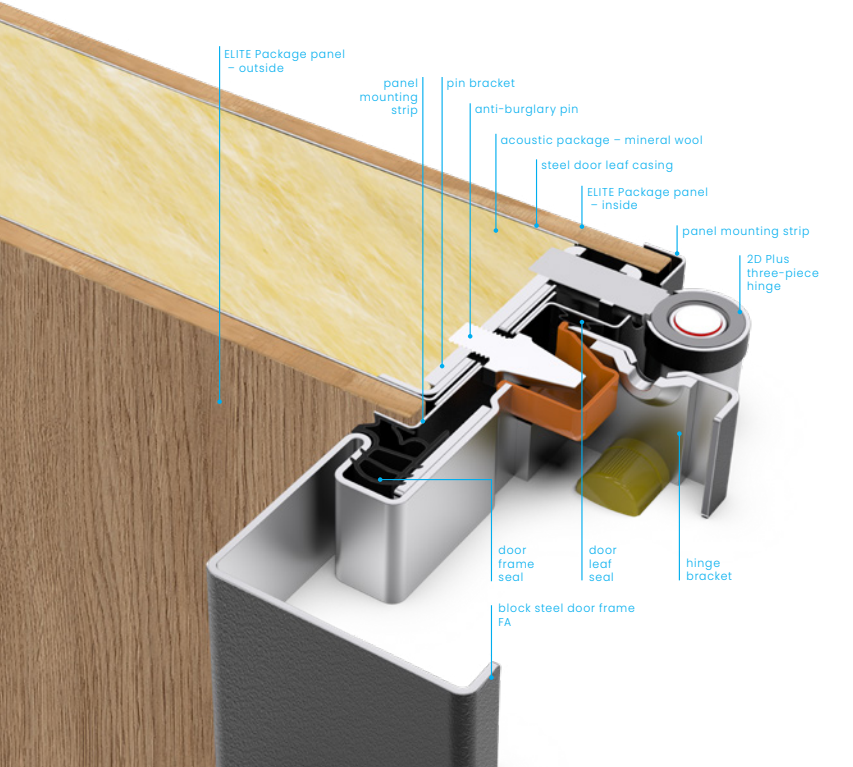
SIZE	80N	80	90N	90Z	100E*
------	-----	----	-----	-----	-------

MODEL
R00 PLAIN WITH ELITE PACKAGE RC3 with 1 lock
R01 PLAIN WITH ELITE PACKAGE RC3 with 2 locks (Keyed Alike)
R02 PLAIN WITH ELITE PACKAGE RC3 EI30 with 1 lock
R03 PLAIN WITH ELITE PACKAGE RC3 EI30 with 2 locks (Keyed Alike)

RC3 STANDARD EQUIPMENT
SOUND REDUCTION INDEX 46 dB
THERMAL INSULATION U _D VALUE 1,3 W/m²K**
ELITE PACKAGE – DOUBLE-SIDED INTERCHANGEABLE MELAMINE PANELS, FINSA COLOUR
ELITE PACKAGE – PANEL MOUNTING STRIPS IN BLACK OR ANTHRACITE COLOUR (RAL)
BLOCK OR CORNER DOOR FRAME WITH SEAL
2D PLUS THREE-PIECE HINGES WITH CAPS MATCHING
LAMINATED TRESHOLD WITH SEAL H=19 mm – TERRA COLOUR PALETTE
HARDWARE SET WITH MAIN LOCK CYLINDER PROTECTION
HANDLE-HANDLE SET– BERGEN OR BLOK
CLASS 5 EURO PROFILE CYLINDERS
KEYED ALIKE EURO PROFILE CYLINDERS – FOR DOORS WITH 2 LOCKS
5 KEYS

EXTRA CHARGES
ELITE PACKAGE – TERRA COLOUR PALETTE
DOOR SHORTENING BY THE MANUFACTURER (20, 30, 40, 50, 60, 70, 80 mm) ¹
DOOR FRAME COLOUR – TURNER OAK – TERRA COLOUR PALETTE
DOOR FRAME COLOUR – SILK ANTHRACITE – TERRA COLOUR PALETTE
FR PACKAGE EI30 + SMOKE THIGHTNESS S _a , S ₂₀₀ WITH INTEGRATED CLOSER
KNOB-HANDLE SET
CLASS 6 EURO PROFILE CYLINDERS
SIZE 100E
SIZE 100E EI30
INSTALLATION / TRANSPORTATION TRESHOLD
INOX DOOR THRESHOLD H=19 mm
ADDITIONAL LOCK PLATE WITH CYLINDER PROTECTION (STANDARD FOR FR EI30)
DOOR HEIGHT RAISED BY 100 mm
DOOR HEIGHT RAISED BY 200 mm
FR AVERSIVE ELECTRIC STRIKE NC, 12V AC/DC, NO VOLTAGE – CLOSED
AVERSIVE ELECTRIC STRIKE NC, 12V AC/DC, NO VOLTAGE – CLOSED
REVERSIVE ELECTRIC STRIKE NO, 12V AC/DC, NO VOLTAGE – OPEN
DOOR GUARD

1 - Not available for FR EI30 doors.
* Extra charge.
** For reference door sizes 90Z i 100E.



standard **HARDWARE**

BERGEN

BERGEN

BLOK

BLOK

extra charge **HARDWARE**

KNOB-HANDLE*

BLOK

DOOR GUARD*

BERGEN

BLOK

ADDITIONAL LOCK PLATE WITH CYLINDER PROTECTION*

BERGEN

BLOK

standard **TRESHOLD**

LAMINATED WITH SEAL

TERRA COLOUR PALETTE

H=19 mm

extra charge **TRESHOLD**

INOX WITH SEAL*

H=19 mm

HARDWARE COLOURS: BERGEN AND BLOK






PLATINUM ANODE

SILVER ANODE

BLACK ANODE

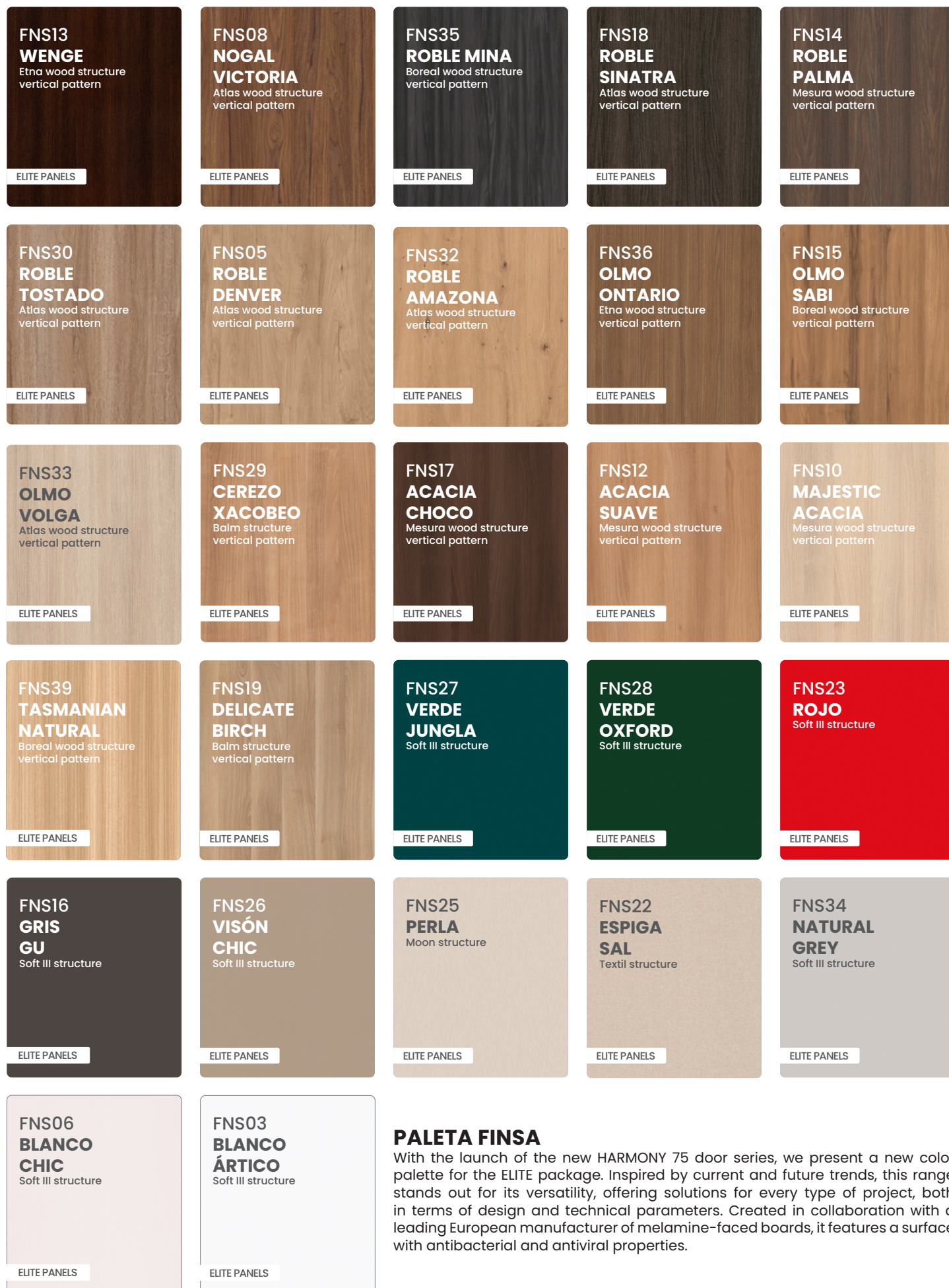
SELECTED DOOR CONFIGURATIONS

HARMONY 75



FINSA COLOUR PALETTE

MELAMINE PANELS COLOURS



PALETA FINSA

With the launch of the new HARMONY 75 door series, we present a new color palette for the ELITE package. Inspired by current and future trends, this range stands out for its versatility, offering solutions for every type of project, both in terms of design and technical parameters. Created in collaboration with a leading European manufacturer of melamine-faced boards, it features a surface with antibacterial and antiviral properties.

FINSA COLOUR PALETTE
MELAMINE PANELS COLOURS

FNS31

NOGAL CANALETTO

Mesura wood structure
vertical pattern

ELITE PANELS

FNS37

NOGAL SIROKO

Atlas wood structure
vertical pattern

ELITE PANELS

FNS11

NOGAL SLOW

Atlas wood structure
vertical pattern

ELITE PANELS

FNS45

OLD OAK

Atlas wood structure
vertical pattern

ELITE PANELS

FNS09

ROBLE HERA

Atlas wood structure
vertical pattern

ELITE PANELS

FNS02

LISSA OAK

Mesura wood structure
vertical pattern

ELITE PANELS

FNS20

ROBLE AURORA

Atlas wood structure
vertical pattern

ELITE PANELS

FNS44

LEGER

Boreal wood structure
vertical pattern

ELITE PANELS

FNS46

OLMO TORONTO

Etna wood structure
vertical pattern

ELITE PANELS

FNS41

BORNEO WOOD

Etna wood structure
vertical pattern

ELITE PANELS

FNS42

DIANA WALNUT

Boreal wood structure
vertical pattern

ELITE PANELS

FNS43

HICKORY VARO

Boreal wood structure
vertical pattern

ELITE PANELS

FNS47

SERENADE GARDEN

Yoku wood structure
vertical pattern

ELITE PANELS

FNS48

SERENADE SUNSET

Yoku wood structure
vertical pattern

ELITE PANELS

FNS04

NEGRO

Soft III structure

ELITE PANELS

FNS40

BIANCO POLAR

Soft III structure

ELITE PANELS

**PANEL SURFACE
STRUCTURES**

SOFT III
STRUCTURE

MESURA
STRUCTURE

ATLAS
STRUCTURE

ETNA
STRUCTURE

YOKU
STRUCTURE

BOREAL
STRUCTURE

BALM
STRUCTURE

TEXTIL
STRUCTURE

MOON
STRUCTURE

TERRA COLOUR PALETTE

COLOURS OF TRESHOLDS, FRAMES, PANEL STRIPS – STANDARD, COLOURS OF ELITE PANELS – EXTRA CHARGE

FRR

ALPINE WALNUT

wood texture
vertical pattern
semi gloss

DOOR FRAME

TRESHOLD

ELITE PANELS*

FRB

BRAZILIAN WALNUT

wood texture
vertical pattern
semi gloss

DOOR FRAME

TRESHOLD

ELITE PANELS*

FRP

LIGHT WALNUT

wood texture
vertical pattern
semi gloss

DOOR FRAME

TRESHOLD

ELITE PANELS*

FDE

GOLDEN OAK

wood texture
vertical pattern
semi gloss

DOOR FRAME

TRESHOLD

ELITE PANELS*

FDW

WINCHESTER

wood texture
vertical pattern
semi gloss

DOOR FRAME

TRESHOLD

ELITE PANELS*

FDT

TURNER OAK

wood texture
vertical pattern
matte

DOOR FRAME

TRESHOLD

ELITE PANELS*

FDR

ARTISAN OAK

wood texture
horizontal pattern
matte

DOOR FRAME

TRESHOLD

ELITE PANELS*

FEJ

LIGHT WENGE

wood texture
vertical pattern
semi gloss

DOOR FRAME

TRESHOLD

ELITE PANELS*

FBJ

WHITENED WENGE

wood texture
vertical pattern
semi gloss

DOOR FRAME

TRESHOLD

ELITE PANELS*

FKF

DARK ANTHRACITE

wood texture
vertical pattern
semi gloss

DOOR FRAME

TRESHOLD

ELITE PANELS*

FKZ

STEEL-GRAY

wood texture
vertical pattern
semi gloss

DOOR FRAME

TRESHOLD

ELITE PANELS*

FKX

DARK BROWN

grain texture

DOOR FRAME

TRESHOLD

ELITE PANELS*

FKC

BLACK

grain texture

DOOR FRAME

TRESHOLD

ELITE PANELS*

FKG

ANTHRACITE

grain texture

DOOR FRAME

TRESHOLD

ELITE PANELS*

FKT

GREY

grain texture

DOOR FRAME

TRESHOLD

ELITE PANELS*

FSB

WHITE

grain texture

DOOR FRAME

TRESHOLD

ELITE PANELS*

FKH

QUARZ

texture
semi matte

ELITE PANELS*

FKL

SILIZIUM

texture
semi matte

ELITE PANELS*

FDF

HÄMATIT

texture
semi matte

ELITE PANELS*

FKA

MARMOR

smooth
semi matte

ELITE PANELS*

ELITE PANEL STRIPS COLOURS

POWDER COATED

RAL 9005

BLACK

texture
semi matte

PANEL STRIPS

RAL 7016

ANTHRACITE

texture
semi matte

PANEL STRIPS

* EXTRA CHARGE

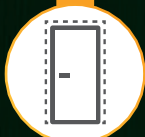
GERDA®

HARMONY 75

FUNCTIONALITY · ERGONOMICS · COMFORT



The **75 mm thick door leaf** offers high sound and thermal insulation values and ensures optimal durability and trouble-free operation for many years. The ELITE system allows you to replace the door panel without having to purchase a new door.



We offer **two types of door frames** that can be adapted to specific installation conditions. All door frames feature a simple installation method – with bracket and an anchor. **GERDA Harmony 75** doors are available in sizes: 80N, 80, 90N, 90Z, and 100E. You can also order shortening the door from the manufacturer as an extra charge.



The **2D Plus hinges** used are a simple solution for applications where there isn't enough space for horizontal adjustment. The 2D hinges are adjustable from the bottom, vertically, within a range of ± 3 mm.



When purchasing apartment doors, it's worth considering the acoustic comfort provided by the door leaf's special filling. It's important to minimize outside noise entering the apartment, as well as to minimize noise leaking into the staircase. The **GERDA Harmony 75** door is certified for a sound insulation coefficient of 46 dB.



SYNONYMOUS TO SAFETY

The **GERDA Harmony 75** door is equipped with two certified GERDA locks – the undisputed leader in hardware production. **GERDA** is synonymous with security in this sector. The locks, a Class 7 main lock and a Class 6 secondary lock, control 12 locking points.



The locks are equipped with certified **GERDA** euro profile cylinders – security class 5 (out of 6). The set includes 5 vertical, slotted keys. Furthermore, the lock inserts are standardized using the Keyed Alike System, which allows both locks to be opened with the same key.

GERDA® BRAND YOU CAN TRUST

This catalogue does not constitute an offer under the provisions of law and is merely informational.

Gerda Sp. z o.o., committed to continuously improving its products and services, reserves the right (without prior notice) to introduce changes to products that, due to the printing material preparation process, may not be included in this material.

Despite all the effort and care in controlling the presented content, substantial or printing errors may occur.

Colours presented herein may differ from the original due to different colour reproduction technique in the printing process.

The owner of the copyright for this catalogue, as well as Gerda Sp. z o.o. logotypes and graphics, is Gerda Sp. z o.o.

It is prohibited to copy or distribute any content and material without the prior consent of Gerda Sp. z o.o.

PARTNER:

GERDA®

Gerda Sp. z o.o.

Sokołów, ul. Sokołowska 49
05-806 Komorów POLAND
Tel.: (+48 22) 329 10 30
email: export@gerda.pl

www.gerda.com

00102112.HARMONY75.EN